














機車標誌、標線、號誌是非題

題號	答案	題目圖示	題 目
001	X		Winding road, left turn ahead
002	O		Forked road
003	X		Bump ahead
004	O		Steep downgrade ahead
005	O		Narrow bridge
006	X		Narrow Road
007	X		Narrow road
008	O		No-gate railroad crossing
009	O		Watch out for pedestrians

機車標誌、標線、號誌是非題

題號	答案	題目圖示	題 目
010	X		Watch out for traffic signals
011	X		Bumpy road
012	O		Tunnel ahead
013	X		Bicycles prohibited
014	O		Yield
015	O		Single lane road, pass with extreme caution
016	O		Road forks ahead
017	X		Parking prohibited
018	O		Stop and go





機車標誌、標線、號誌是非題

題號	答案	題目圖示	題 目
019	X		Do not enter
020	O		U-turns prohibited
021	X		Cars prohibited
022	O		Vehicle width limit
023	O		Cars with four or more wheels and motorcycles prohibited
024	O		Watch out for bicycles
025	O		Watch out for the disabled persons
026	O		No stopping
027	O		No parking










機車標誌、標線、號誌是非題

題號	答案	題目圖示	題 目
028	O		Maximum speed
029	O		Right lane narrows
030	X		Tri-wheeled vehicles prohibited
031	X		Cars prohibited
032	X		Bicycles prohibited
033	O		Vehicle height limit
034	O		Taxi with no passengers prohibited
035	O		Cars prohibited
036	O		Do not enter

機車標誌、標線、號誌是非題

題號	答案	題目圖示	題 目
037	O		Right turns prohibited
038	O		Danger
039	O		Watch out for traffic signals
040	O		Watch out for children
041	X		Watch out for children
042	O		Bump ahead
043	O		Winding road, right turn ahead
044	O		Two-way
045	X		First-aid station




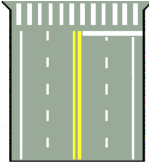

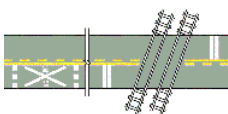
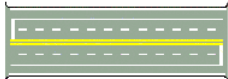


機車標誌、標線、號誌是非題

題號	答案	題目圖示	題 目
046	O		Intersection
047	X		Road narrows
048	O		Road narrows
049	O		Cars only
050	O		Circular intersection, follow directions
051	X		For vehicles only
052	O		Left turns only
053	O		Follow directions for left or right turn
054	O		Keep right



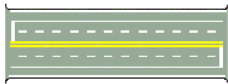
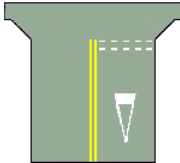
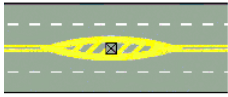
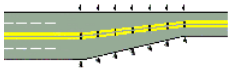



機車標誌、標線、號誌是非題

題號	答案	題目圖示	題 目
055	O		Slow down
056	O		One way
057	O		First-aid station
058	O		Slippery road
059	X		Single lane road
060	X		Provincial road number
061	O		National freeway number
062	O		Minimum speed
063	X		maximum speed limit





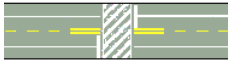
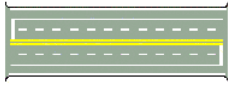

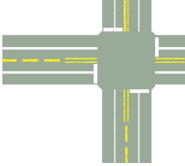
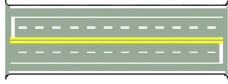
機車標誌、標線、號誌是非題

題號	答案	題目圖示	題 目
064	X		Follow the directional arrows
065	O		Parking bay
066	X		parking space for large heavy-duty motorcycles
067	O		Solid white horizontal line means stop line
068	X		Solid white double lines marks vehicle lane
069	O		Railroad crossing ahead
070	X		The broken white line is a stop line.
071	O		Barrier
072	O		Parking line

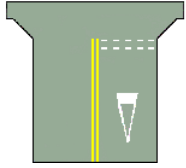
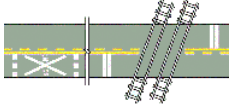
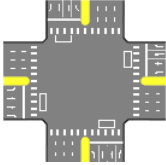
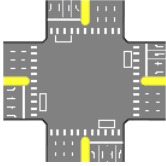
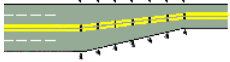




機車標誌、標線、號誌是非題

題號	答案	題目圖示	題 目
073	X		Stop line
074	O		The solid yellow line and broken yellow line indicate passing prohibited in one direction
075	X		The solid yellow double line means parking prohibited.
076	O		The inverted white triangle means yield.
077	X		Road width changes
078	O		Road width changes
079	X		Watch out for traffic signals
080	O		Special flashing yellow light
081	O		Pedestrian crossing signal










機車標誌、標線、號誌是非題

題號	答案	題目圖示	題 目
082	X		School Children Crossing
083	X		Flashing yellow light
084	X		The solid yellow line indicates the edge of the road
085	O		Multi-track electronic railroad crossing.
086	O		Diagonal white lines mean zebra crossing
087	O		The broken white line is a lane line.
088	O		Road marking
089	O		Solid yellow double lines mean passing is prohibited in both directions.
090	O		Solid yellow double lines mean passing in oncoming lanes is prohibited







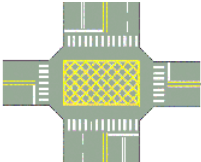
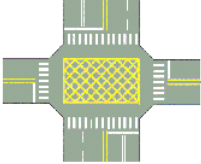

機車標誌、標線、號誌是非題

題號	答案	題目圖示	題 目
091	X		The inverted white triangle means barrier ahead.
092	X		Barrier
093	O		The white rectangular box in front of stop line is left turn area for slow vehicles and motorcycles.
094	X		The white rectangular marking in front of the stop line shown in the picture is a motorcycle waiting zone, which allows motorcycles, except large heavy-duty motorcycles, to wait in the area during red light.
095	X		Barrier
096	O		Traffic control signal ahead
097	X		Flashing yellow light
098	O		Gas station
099	O		Dead end






機車標誌、標線、號誌是非題

題號	答案	題目圖示	題 目
100	O		All vehicles must stop
101	X		Vehicles approaching from the left must turn left
102	O		Vehicles on the right must stop
103	X		Vehicles approaching from the right must quickly pass
104	X		Vehicles in front must stop
105	O		Vehicles in the front and rear must stop, vehicles approaching from the left and right may proceed
106	X		Vehicles approaching from the left must quickly pass
107	O		Vehicles approaching from the left must turn left
108	X		Right lane closed

機車標誌、標線、號誌是非題

題號	答案	題目圖示	題 目
109	X		Left lane closed
110	O		Road construction
111	O		Detour ahead
112	O		Follow the detour sign
113	X		Road construction
114	O		Northbound
115	O		Checkered area indicates no standing in that area
116	X		Checkered area indicates standing allowed in that area
117	O		Steep drop-off on the left










機車標誌、標線、號誌是非題

題號	答案	題目圖示	題 目
118	X		Watch out for falling rocks
119	O		Watch out for heavy wind
120	X		Watch for signs
121	O		No passing
122	X		Single lane road
123	O		Stop for weighing
124	X		Parking prohibited
125	O		Broken yellow line is a direction separation line
126	X		Broken yellow line separates oncoming traffic lanes

機車標誌、標線、號誌是非題

題號	答案	題目圖示	題 目
127	O		Vertical white line is a longitudinal crosswalk line
128	X		Vertical white line is a zebra crossing
129	O		Provincial road number
130	X		National freeway number
131	O		Maximum speed
132	X		Minimum speed
133	O		Lane control sign.
134	X		no left turn
135	X		lane splits







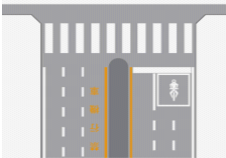
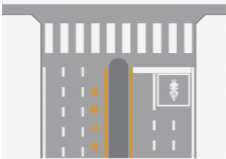
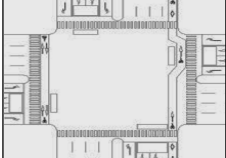
機車標誌、標線、號誌是非題

題號	答案	題目圖示	題 目
136	X		Two-way
137	O		Y intersection
138	O		Beware of airplanes
139	X		No turns allowed
140	O		lane direction
141	X		road direction
142	X		keep right
143	O		Bus only
144	O		exclusive for automobiles with at least 4 wheels.

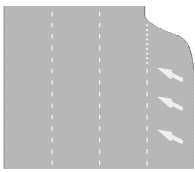
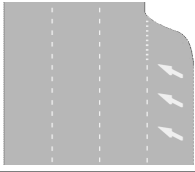







機車標誌、標線、號誌是非題

題號	答案	題目圖示	題 目
145	X		no honking
146	X		no bikes
147	O		no entry
148	O		No right or left turns
149	X		dead end
150	X		No left turn for large heavy-duty motorcycle with engine capacity of 550cc or above.
151	O		vehicle safety distance
152	O		Location name
153	O		Locational direction sign



機車標誌、標線、號誌是非題

題號	答案	題目圖示	題 目
154	O		road name
155	O		disabled parking space
156	X		automobile repair service station
157	X		cars only
158	O		U-turn lane
159	X		warning triangle for vehicle with mechanical problems
160	O		The white rectangular marking in front of the stop line shown in the picture is a motorcycle waiting zone, which allows motorcycles, except large heavy-duty motorcycles, to wait in the area during red light.
161	X		The white rectangular marking behind the stop line in the picture is the motorcycle waiting zone for left turn traffic.
162	O		The crosshatch marking between the crosswalk and the motorcycle waiting zone as shown in the picture is for bicycles crossing, which indicates the area where bicycles are allowed to cross the street at intersections or in the middle of the road.

機車標誌、標線、號誌是非題

題號	答案	題目圖示	題 目
163	O		The white arrow in the picture is a lane ends sign, which indicates the lane is coming to an end, and guides you to merge with the adjacent traffic.
164	X		The white arrow shown in the picture indicates a passing bay, where a car may park during emergency.
165	O		charging station
166	X		charging station
167	O		through traffic only
168	X		directional sign for roundabout
169	X		beware of bus or large passenger vehicles
170	O		left turn
171	O		right turn

機車標誌、標線、號誌是非題

題號	答案	題目圖示	題 目
172	X		slow down and stop
173	X		passing allowed